



choose  
your atmosphere

- GWHN09EANK1A1A
- GWHN12EBNK1A1A
- GWHN18DCNK1A1A
- GWHN24DCNK1A1A
- GWHN28FANK1A1A











midwall heat pump series

 **GREE**

AIR - CONDITIONERS

Choose your atmosphere

-  Turbo function
-  Intelligent defrosting
-  Timer function
-  Two directional air vane
-  4-speed fan
-  Fault diagnosis display
-  Memory function
-  Anti cool air design



MODEL			GWHN09EANK1A1A	GWHN12EBNK1A1A	GWHN18DCNK1A1A	GWHN24DCNK1A1A	GWHN28FANK1A1A
CAPACITY	Cooling	Btu/h Kw	9 000 2.6	11 000 3.2	18 000 5.3	22 000 6.6	27 200 8.0
	Heating	Btu/h Kw	9 200 2.7	12 200 3.6	19 500 5.7	23 200 6.8	30 000 8.8
ELECTRICAL DATA	Voltage	V	220	220	220	220	220
	Frequency	Hz	50	50	50	50	50
	Phase	Ph	1	1	1	1	1
	Rated Current	A	6.6	8.0	13.6	16.2	19.50
	Starting Current	A	24	29	40	60	85
PERFORMANCE	Airflow Volume	m <sup>3</sup> /h (Hi)	400	520	830	830	1 050
	Noise Level	Indoor (Med)	32	35	42	42	47
		Outdoor	50	52	56	57	60
	EER (Cooling)	W/W	2.6	2.71	2.72	2.78	2.50
COP (Heating)	W/W	2.8	3.03	3.10	2.92	2.84	
DIMENSIONS & WEIGHT	Indoor Unit WxDxH	mm	710 x 180 x 250	710 x 180 x 250	1 020 x 228 x 310	1 020 x 228 x 310	1 178 x 235 x 326
	Outdoor Unit WxDxH	mm	720 x 260 x 430	848 x 360 x 590	913 x 680 x 378	950 x 700 x 412	1 018 x 412 x 840
Net Weight	Indoor	kg	7	8.5	14	15	17.5
	Outdoor	kg	25	35	46	59	86
PIPING CONNECTION	Liquid	Inch	1/4"	1/4"	1/4"	3/8"	3/8"
	Gas	Inch	3/8"	1/2"	1/2"	5/8"	5/8"
	Refrigerant Piping Max. length	m	10	10	10	10	25
	Refrigerant Type		R22	R22	R22	R22	R22
	Main Power Supply		Indoor	Indoor	Indoor	Indoor	Outdoor



INDOOR UNIT



OUTDOOR UNIT



\*28K ONLY

REMOTES